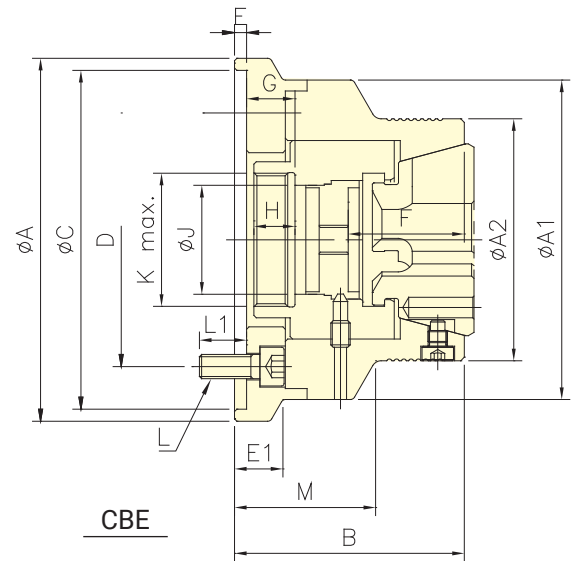
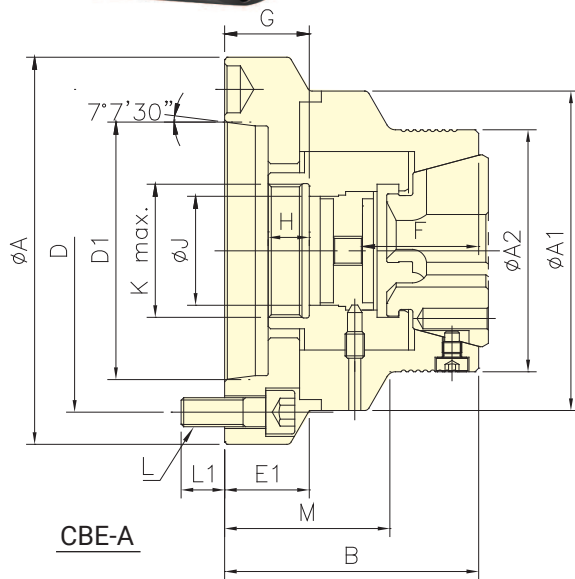




Application/customer benefits

- Clamping push with the backgauge block mechanism, collet will not be pushed, can precise positioning for workpiece length, make the precision of the length control more precise.
- Match Autogrip Rubber collet, clamping direction perpendicular to axis, never occur that situation of collet push workpiece.
- Backgauge block and cover able to interchangeable use, as well as application and chip-proof function.



* Subject to technical changes.

COLLET CHUCKS

Specifications

Model	Plunger stroke (mm)	Max. Chucking Capacity (mm)			Max. D.B. pull kN (kgf)	Max. clamping force kN (kgf)	Max. speed min^{-1} (r.p.m.)	Weight (kg)	Matching Stell Collet	Matching cyl.	Max. pressure MPa (kgf/cm ²)
		Round	Square	Hexagom							
CBE-42	4.5	4~42	7~30	7~36	34.3(3500)	78.4(8000)	7000	6	RG-42	TK-B846	2.8(28)
CBE-4212	4.5	4~42	7~30	7~36	34.3(3500)	78.4(8000)	7000	6	RG-42	TK-B846	2.8(28)
CBE-42A5	4.5	4~42	7~30	7~36	34.3(3500)	78.4(8000)	7000	6.3	RG-42	TK-B846	2.8(28)
CBE-42A6	4.5	4~42	7~30	7~36	34.3(3500)	78.4(8000)	7000	7.4	RG-42	TK-B846	2.8(28)
CBE-65	4.5	4~65	8~46	8~56	44.1(4500)	103(10500)	6000	9.3	RG-65	TK-1068	3.0(30)
CBE-6517	4.5	4~65	8~46	8~56	44.1(4500)	103(10500)	6000	8.6	RG-65	TK-1068	3.0(30)
CBE-65A5	4.5	4~65	8~46	8~56	44.1(4500)	103(10500)	6000	10.8	RG-65	TK-1068	3.0(30)
CBE-65A6	4.5	4~65	8~46	8~56	44.1(4500)	103(10500)	6000	9.5	RG-65	TK-1068	3.0(30)
CBE-65A8	4.5	4~65	8~46	8~56	44.1(4500)	103(10500)	6000	9.5	RG-65	TK-1068	3.0(30)

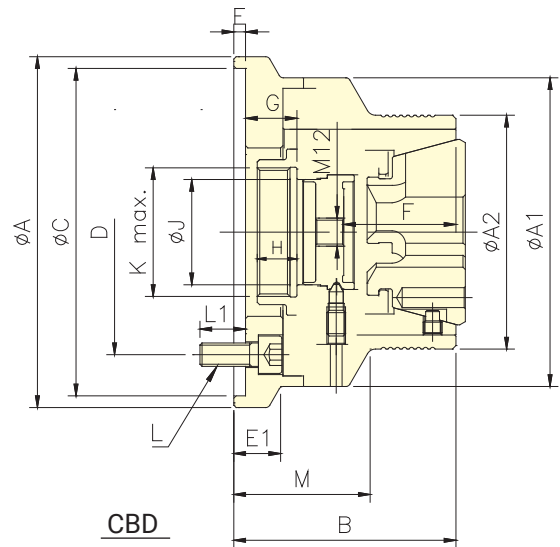
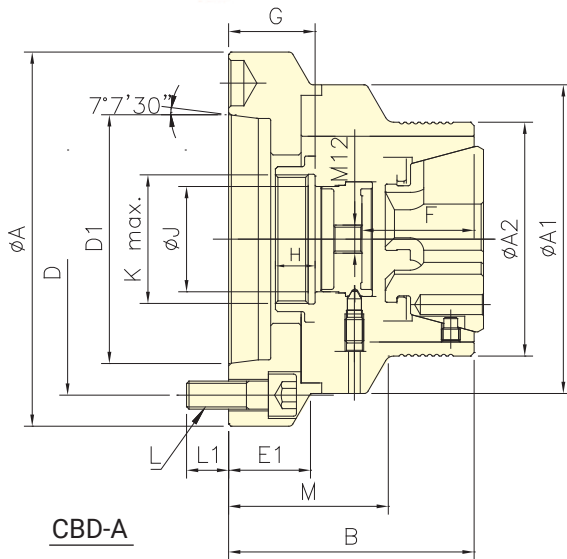
Dimensions

Model	A	A1	A2	B	C(H6)	D	D1	E	E1	F	G max.	G min.	H	J	K max.	L	L1	M
CBE-42	150	132	100	95	140	104.8	-	5	20	48	27.5	23	17	45	M55x2	4~M10x25	19.5	58
CBE-4212	132	132	100	95	120	100	-	5	-	48	27.5	23	17	45	M55x2	4~M10x25	19.5	58
CBE-42A5	132	132	100	105	-	104.8	82.56	-	-	48	37.5	33	17	45	M55x2	4~M10x30	16	68
CBE-42A6	160	132	100	105	-	133.4	106.38	-	35	48	37.5	33	17	45	M55x2	4~M12x35	18	68
CBE-65	157	157	122	116	140	104.8	-	6	-	56	40.5	36	17.5	68	M75x2	4~M10x30	18	74
CBE-6517	180	157	122	114	170	133.4	-	6	24	56	40.5	36	17.5	68	M75x2	4~M12x30	18	72
CBE-65A5	157	157	122	114	-	104.8	82.56	-	-	56	38.5	34	17.5	68	M75x2	4~M10x25	16	72
CBE-65A6	157	157	122	112	-	133.4	106.38	-	-	56	36.5	32	17.5	68	M75x2	4~M12x35	18.5	70
CBE-65A8	202	157	122	116	-	171.4	139.72	-	38	56	36.5	32	17.5	68	M75x2	4~M16x35	24	74



Application/customer benefits

- Clamping push with the backgauge block mechanism, collet will not be pushed, can precise positioning for workpiece length, make the precision of the length control more precise.
- Match Autogrip Rubber collet, clamping direction perpendicular to axis, never occur that situation of collet push workpiece.
- Backgauge block and cover able to interchangeable use, as well as application and chip-proof function.



* Subject to technical changes.

Specifications

Model	Plunger stroke (mm)	Max. Chucking Capacity (mm)			Max. D.B. pull kN (kgf)	Max. clamping force kN (kgf)	Max. speed min^{-1} (r.p.m.)	Weight (kg)	Matching Stell Collet	Matching cyl.	Max. pressure MPa (kgf/cm ²)
		Round	Square	Hexagom							
CBD-65	4.5	4~65	8~46	8~56	44.1(4500)	103(10500)	6000	9.3	RG-65	TK-1068	3.0(30)
CBD-6517	4.5	4~65	8~46	8~56	44.1(4500)	103(10500)	6000	8.6	RG-65	TK-1068	3.0(30)
CBD-65A5	4.5	4~65	8~46	8~56	44.1(4500)	103(10500)	6000	10.8	RG-65	TK-1068	3.0(30)
CBD-65A6	4.5	4~65	8~46	8~56	44.1(4500)	103(10500)	6000	9.5	RG-65	TK-1068	3.0(30)
CBD-65A8	4.5	4~65	8~46	8~56	44.1(4500)	103(10500)	6000	9.5	RG-65	TK-1068	3.0(30)

Dimensions

Model	A	A1	A2	B	C(H6)	D	D1	E	E1	F	G max.	G min.	H	J	K max.	L	L1	M
CBD-65	157	157	122	114	140	104.8	-	6	-	54	35	30.5	17.5	68	M75x2	4~M10x30	18	72
CBD-6517	180	157	122	112	170	133.4	-	6	24	54	33	28.5	17.5	68	M75x2	4~M12x30	18	70
CBD-65A5	157	157	122	112	-	104.8	82.56	-	-	54	39	34.5	17.5	68	M75x2	4~M10x25	16	70
CBD-65A6	157	157	122	110	-	133.4	106.38	-	-	54	37	32.5	17.5	68	M75x2	4~M12x35	18.5	68
CBD-65A8	202	157	122	114	-	171.4	139.72	-	38	54	41	36.5	17.5	68	M75x2	4~M16x35	24	72