

APPLICATION

Internal clamping of round workpieces. Turning, milling, grinding and toothing operations, as well as for balancing and measuring. Ideal for very small clamping diameters starting from Ø 5.5 mm or small workpieces.

TYPE

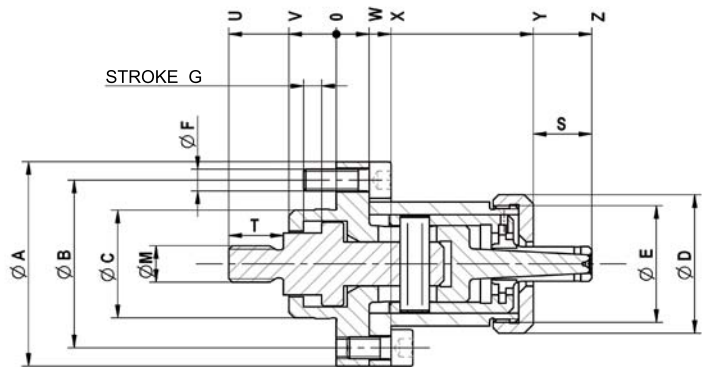
Force-actuated.
Clamping sleeves optionally vulcanized.

CUSTOMER BENEFITS

- ⊕ Sturdy clamping of the workpiece thanks to axial tension against the workpiece stop
- ⊕ High concentricity, axial run-out and repeatability
- ⊕ Light weight and reduced height thanks to compact design

TECHNICAL FEATURES

- Hardened, low-wear design

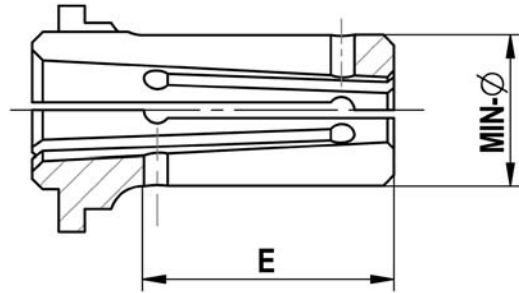


C18
KFB cartridge mandrel, power-operated with flanged seat, for internal clamping
Consisting of basic mandrel, stop sleeve, guide sleeve, cotter, draw bolt

	KFB 00	KFB 01	KFB 02	KFB 03	KFB 04	KFB 05	KFB 06	KFB 07
Cartridge Mandrel	327586	327587	327588	327589	327590	327591	327592	327593 ▲
Basic mandrel	323521	323522	323523	323524	323525	323526	323527	323528 ▲
Stop sleeve	323474	323475	323476	323477	323478	323479	323480	323481 ▲
Guide sleeve	323461	323462	323463	323464	323465	323466	323467	323468 ▲
Cotter	323508	323509	323510	323511	323512	323513	323514	323515 ▲
Draw bolt	323500	323501	323502	323502	323503	323504	323504	323505 ▲
F max, in kN	1,8	2,7	3,6	4,8	5,8	7,5	12	22
Max, total clamping force approx, kN	12	18	24	32	38	50	65	119
Min-Ø unclamped from	5,5	7,5	9,5	12	14,5	19,5	24,7	29,7
Min-Ø unclamped to	7	9	11,5	14,5	19	24,5	28,7	33,7
Clamping-Ø max,	7,5	9,5	12	15	19,5	25	29,7	34,7
External-Ø A	45	50	56	60	72	76	82	95
Pitch diameter B	36	39	46	50	60	64	70	80
Ø Ch6	25	25	30	30	40	40	40	60
Ø D mm	24	31	38	40	52	54	60	66
Ø E mm	M22x1,5	M27x1,5	M32x1,5	M36x1,5	M45x1,5	M48x1,5	M56x1,5	M60x1,5
Ø F mm	M5	M6	M6	M6	M6	M6	M6	M8
Stroke G	5	5	5	5	5	5	6	6
Ø M	M8	M8	M10	M10	M10	M12	M12	M12
S mm	9	13	15	20,5	24	30	36	40
T mm	14	14	15	15	15	18	18	18
U mm	27	27,5	29,5	29,5	30,5	33,5	33,5	36,5
V mm	11,5	12	13	13	14	14	14	17
W mm	7,5	8	9	9	10	10	10	12,5
X mm	12,5	13	15	15	16	16	16	18,5
Y mm	42	46	45	58	66	67	71	74
Z mm	51,5	58,5	70	78,5	90	97	107	114

Max. clamping force kN: 1,1-1,7-2,3-3,1-3,8-4,9-6,4-11,8

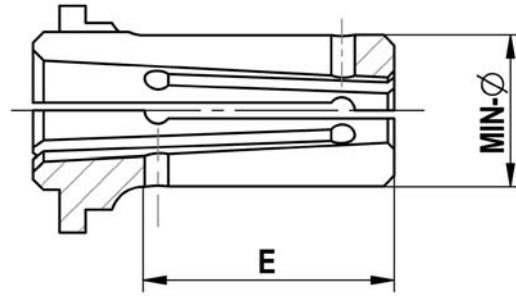
Accessories KFB



C 18
Clamping sleeve Type B - standard design (not vulcanized)

For size	KFB 00	KFB 01	KFB 02	KFB 03	KFB 04	KFB 05	KFB 06	KFB 07
Expansion in Ø mm	0,5	0,5	0,5	0,5	0,5	0,5	1	1
Total length E mm	11,5	15	19	20,5	28,5	34	40	43,5
Min-Ø mm	5,5	7,5	9,5	12	14,5	19,5	24,7	29,7
Clamping sleeve	315139	315140	315141	315142	315143	315144	315145	315146
Work stop	315126	315127	323426	315129	315130	323444	315132	315133
Min-Ø mm	6	8	10	12,5	15	20	25,7	30,7
Clamping sleeve	315152	315153	315154	315155	315156	315157	315158	315159 ▲
Work stop	323421	315127	323427	315129	323436	323445	323453	323460
Min-Ø mm	6,5	8,5	10,5	13	15,5	20,5	26,7	31,7
Clamping sleeve	315165	315166	315167	315168	315169	315170	315171	315172 ▲
Work stop	315126	315127	323428	315129	315130	315131	323454	315133
Min-Ø mm	7	9	11	13,5	16	21	27,7	32,7
Clamping sleeve	315178	315179	315180	315181	315182	315183	315184	315185 ▲
Work stop	315126	315127	323429	323433	315130	323447315131	315132	323541315133
Min-Ø mm			11,5	14	16,5	21,5	28,7	33,7
Clamping sleeve			315191	315192	315193	315194	315195	315196 ▲
Work stop			323489	315129	315130	315131	315132	323494
Min-Ø mm				14,5	17	22		
Clamping sleeve				315202	315203	315204		
Work stop				323490	315130	315131		
Min-Ø mm					17,5	22,5		
Clamping sleeve					315209	315210		
Work stop					323441	323450		
Min-Ø mm					18	23		
Clamping sleeve					315215	315216		
Work stop					315130	315131		
Min-Ø mm					18,5	23,5		
Clamping sleeve					315221	315222		
Work stop					323443	315131		
Min-Ø mm					19	24		
Clamping sleeve					315227	315228		
Work stop					315130	323458		
Min-Ø mm						24,5		
Clamping sleeve						315233		
Work stop						315131		

Accessories KFB



C 18
Clamping sleeve Type B - vulcanized (protected against chips and dirt)

For size	KFB 00	KFB 01	KFB 02	KFB 03	KFB 04	KFB 05	KFB 06	KFB 07
Expansion in Ø mm	0,5	0,5	0,5	0,5	0,5	0,5	1	1
Total length E mm	11,5	15	19	20,5	28,5	34	40	43,5
Min-Ø mm	5,5	7,5	9,5	12	14,5	19,5	24,7	29,7
Clamping sleeve	323739	323740	323741	323742	323743	323744	323745	323746 ▲
Work stop	323420	323423	323426	323430	323435	323444	323452	323459
Min-Ø mm	6	8	10	12,5	15	20	25,7	30,7
Clamping sleeve	323752	323753	323754	323755	323756	323757	323758	323759 ▲
Work stop	323421	323424	323427	323431	323436	323445	323453	323460
Min-Ø mm	6,5	8,5	10,5	13	15,5	20,5	26,7	31,7
Clamping sleeve	323765	323766	323767	323768	323769	323770	323771	323772 ▲
Work stop	323422	323425	323428	323432	323437	323446	323454	323540
Min-Ø mm	7	9	11	13,5	16	21	27,7	32,7
Clamping sleeve	323778	323779	323780	323781	323782	323783	323784	323785 ▲
Work stop	323487	323488	323429	323433	323438	323447	323455	323541
Min-Ø mm			11,5	14	16,5	21,5	28,7	33,7
Clamping sleeve			323791	323792	323793	323794	323795	323796 ▲
Work stop			323489	323434	323439	323448	323493	323494
Min-Ø mm				14,5	17	22		
Clamping sleeve				323802	323803	323804		
Work stop				323490	323440	323449		
Min-Ø mm					17,5	22,5		
Clamping sleeve					323809	323810		
Work stop					323441	323450		
Min-Ø mm					18	23		
Clamping sleeve					323815	323816		
Work stop					323442	323456		
Min-Ø mm					18,5	23,5		
Clamping sleeve					323821	323822		
Work stop					323443	323457		
Min-Ø mm					19	24		
Clamping sleeve					323827	323828		
Work stop					323491	323458		
Min-Ø mm						24,5		
Clamping sleeve						323833		
Work stop						323492		

Deviating clamping Ø as well as profiled clamping sleeves available on request